







Daily Electrical Usage Chart

*Based on Newmarket Hydro prices effective Dec 15, 2007. 7.2 Cents/ Kw
The average residential consumer uses about 1,000 kWh per month.
Based on a 24 hour running period.




AIR MOVERS

	<u>EQUIPMENT</u>	<u>AMPS</u>	<u>KW PER DAY</u>	<u>COST PER DAY*</u>
	DRI-EAZ CXV	3.0	3.45	\$0.25
	ACE	1.5	4.14	\$0.30
	SAHARA	4.7	12.97	\$0.87
	PHOENIX FAN	2.5	3.00	\$0.22



FOLEY
Restoration DIVISION OF
1003730 ONTARIO LTD.
Disaster Kleanup*

AIR SCRUBBERS

	<u>EQUIPMENT</u>	<u>AMPS</u>	<u>KW PER DAY</u>	<u>COST PER DAY*</u>
	PREDATOR	4.0	4.60	\$0.33
	HEPA 500	3.8	8.25	\$0.59
	PHOENIX	7.5	9.00	\$0.65





FOLEY
Restoration DIVISION OF
1003730 ONTARIO LTD.
Disaster Kleanup*

DEHUMIDIFIERS

	<u>EQUIPMENT</u>	<u>AMPS</u>	<u>KW PER DAY</u>	<u>COST PER DAY*</u>
	PHOENIX	7.5	8.25	\$0.59
	R175	6.1	6.71	\$0.48
	DRIZAIR 1200	8.0	22.08	\$1.59
	PHOENIX 200	7.5	9.00	\$0.65
	EVOLUTION	5.0	13.80	\$0.92



SPECIALITY EQUIPMENT

	<u>EQUIPMENT</u>	<u>AMPS</u>	<u>KW PER DAY</u>	<u>COST PER DAY*</u>
	VAPOTEK	7.5	0.90	\$0.65
	INJECT A DRY	15	1.73	\$1.24